







Passengers

HAZARDS	
	Multiple
	Emergency LSA+FFE
ACCESS LIMITATIONS	
	Several access limitations are present and must be brought to the attention of the passengers within a specific time after boarding.
INFORMATION & additional instructions	
	QM FI 609 Safety Familiarization
CAUTION	
	Vessel's Command and the Safety Officer are responsible for the safety of the passengers.
PROHIBITION	
	Do not allow passengers to breach the access limitations identified by this FI. Do not allow passengers to breach any further instruction given by Vessel's Command.
FAMILIARIZATION REQUIREMENT	
Passengers shall receive the basic safety familiarization and instructions for the safe conduct in the seaway including access limitations, fire prevention measures and emergency instructions	
<ul style="list-style-type: none"> ■ within 12hrs after boarding, or ■ prior sailing if the voyage exceeds 12hrs, or ■ 2h between sunset and sunrise 	

INSTRUCTIONS						
<p>Safety instructions</p> <p>Basic instructions for the safe conduct in the seaway and emergency instructions shall be prepared on board and posted permanently in the passenger cabin.</p> <div style="border: 1px solid black; padding: 10px; margin: 10px 0;"> <p style="text-align: center;">Posted Safety Instructions</p> <table style="width: 100%; border-collapse: collapse;"> <tr> <td style="width: 33%; border: 1px solid black; padding: 5px; text-align: center;">Instructions</td> <td style="width: 33%; border: 1px solid black; padding: 5px; text-align: center;">Deck Plan</td> <td style="width: 33%; border: 1px solid black; padding: 5px; text-align: center;">Lifejacket</td> </tr> <tr> <td style="border: 1px solid black; padding: 5px;"> Visual indication of emergency alarms & measures to be taken if the alarm is sounding, Instructions in writing: Muster Station Personal LSA Fire detection </td> <td style="border: 1px solid black; padding: 5px;"> Escape routes / Emergency exits Alarm system Fire extinguishers Could be taken from the Emergency plan (or similar plans, I, E, macs3.net) </td> <td style="border: 1px solid black; padding: 5px;"> Illustration & instruction about the method of donning the lifejacket and </td> </tr> </table> </div>	Instructions	Deck Plan	Lifejacket	Visual indication of emergency alarms & measures to be taken if the alarm is sounding, Instructions in writing: Muster Station Personal LSA Fire detection	Escape routes / Emergency exits Alarm system Fire extinguishers Could be taken from the Emergency plan (or similar plans, I, E, macs3.net)	Illustration & instruction about the method of donning the lifejacket and
Instructions	Deck Plan	Lifejacket				
Visual indication of emergency alarms & measures to be taken if the alarm is sounding, Instructions in writing: Muster Station Personal LSA Fire detection	Escape routes / Emergency exits Alarm system Fire extinguishers Could be taken from the Emergency plan (or similar plans, I, E, macs3.net)	Illustration & instruction about the method of donning the lifejacket and				
<p>Limitations (access limitations & information)</p> <p>Communicated during the familiarization:</p> <p><u>Prohibited access and/or stay</u></p> <ul style="list-style-type: none"> ■ engine room (exceptional visit with the permission of the Master and C/E) ■ bridge (if not permitted by the Master and OOW) ■ main & poop deck between sunset and sunrise ■ main & poop deck during cargo operation ■ main & poop deck during heavy weather periods ■ mooring stations during mooring operation or port stay ■ NAV-deck ■ cargo office ■ galley and pantry ■ workshops and other operational areas ■ dressing or changing room of the crew <p><u>Further passenger shall receive information about the safe conduct in a seaway, considering as minimum the following:</u></p> <ul style="list-style-type: none"> ■ safe movement on board (stairs, slippery surface, vessels motion) ■ heavy weather preparation & conduct during sea passage ■ fire prevention ■ M.o.B. (Man, over board / person over board) ■ LSA emergency including personal LSA and conduct in the water ■ using the gymnasium, pool, sauna ■ safe movement on deck considering workplace activities & maintenance work ■ social responsibilities ■ alcohol and drug regulations ■ environmental protection and aspects ■ medical care and first aid ■ port declaration (customs, border protection) ■ shore leave, port regulations, hazards of a terminal and its traffic 						
<p>Muster List</p> <p>Passengers shall not be included to the Muster List - they are not part of the emergency organization and have no specific duties. They are also not superior numbers at list. Exemption: is considered necessary by the Master to avoid conflict with local national authorities.</p>						